

Mowzer News

Mousehole School Newsletter created by Publishing Club
CHRISTMAS EDITION



Christmas Edition!



How to make cork reindeers

You will need: Two corks; Seven small sticks; Paints; A red pom-pom; A brown Pom-Pom

Snowy chocolate crackle biscuits

Ingredients

- 200g dark chocolate, chopped
- 125g unsalted butter, softened
- 300g soft light brown sugar
- 2 eggs
- 150g plain flour
- 60g cocoa powder
- 2 tsp baking powder
- 2-3 tbsp milk
- 100g icing sugar



Method

- STEP 1: Melt the chocolate in a bowl set over a pan of barely simmering water (make sure the base doesn't touch the water), or in a [microwave](#) in short bursts. Set aside to cool.
- STEP 2: Beat the butter and sugar using electric beaters, then beat in the eggs, flour, cocoa powder, baking powder and chocolate. Pour in the milk to make a soft dough, but don't over mix it. Cover and chill for 1 hr.
- STEP 3: Heat oven to 180C/160C fan/gas 4. Line one or two baking sheets with parchment. Put the icing sugar in a bowl. Scoop heaped tablespoons of dough and roll each ball in your hands before dropping it into the icing sugar and rolling it around. Put on baking sheets and repeat, spacing the balls apart.
- STEP 4: Bake for about 12-15 mins until the biscuits feel firm when touched. The biscuits should puff up and cracks should open up, too. Leave to cool on the trays, then transfer to wire racks to cool completely. *Will keep for up to a week in an airtight container.*

Glue

First, arrange four twigs like legs on a cork and glue them to the cork. Then glue another stick onto one of the top corners. This will be the neck. Stick the brown Pom-Pom onto the other top corner. Take the other cork and glue to the neck, then attach the last two twigs to the top of it. Leave to dry then paint the corks grey and white. Add the red Pom-Pom as a nose. Now you have your reindeer!



Interview with Jermery
- Site Supervisor

Name: Jeremy

Job: cleaner


How long have
been working
here? 11 years

What's your
favourite reindeer?
Rudolf the red
Nose Reindeer

What do you like
about working
here? It keeps me
busy.

What do you want
for Christmas? A
video game.





MOUSEHOLE SCHOOL BOOK REVIEWS

Key Stage 2

Ella: George's marvellous medicine

I like it because it's exciting and I think others will like it because it is not too long and you won't get bored.

It's by Roald Dahl.

Flora: Alone on a Wide, Wide Sea

It's adventurous and moving. The others in the school will enjoy because it drew me in and it will probably draw in others too.

It's by Michael Morpurgo

Adults

Mr Roynon: Danny champion of the world


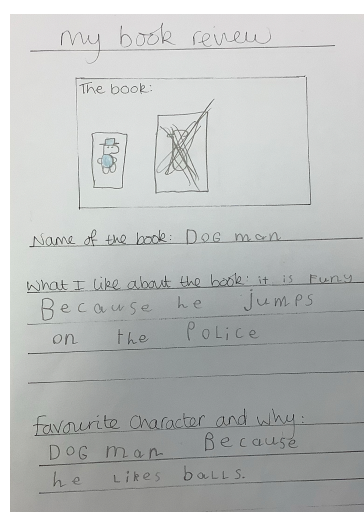
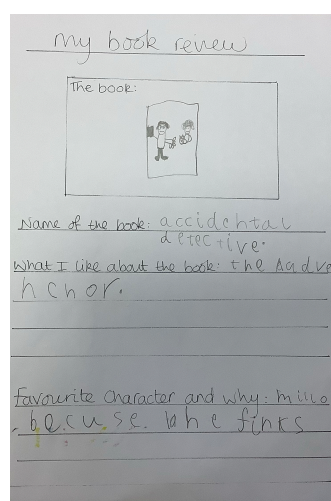
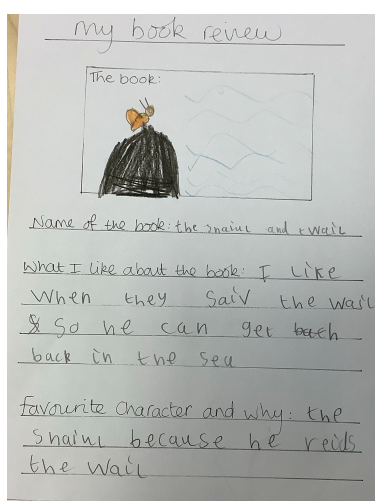
I like Danny the champion of the world because I could relate to Danny and it's exiting and funny.

It's by Roald Dahl

Paula: Harry Potter

I like this book because it is magical it's well written, imaginative and an escape from normal life.

By J.K.Rowling



What's your elf name?

Instructions:

Find the first letter of your name then read the elf name then do the same thing to your middle name and your last name and your left with your full elf name.

- | | |
|-------------|----------------|
| A-cookie | L- Mistletoe |
| B-Tinsel | M - Blizzard |
| C-snowflake | N- Smiley |
| D-Elfie | O - Cozy |
| E-Merry | P- Gingerbread |
| F-Snow ball | Q - Rudolph |
| G-Nipper | R - Chilly |
| H-putting | S-Candy Cane |
| I-Twinkles | T- Cookie |
| J-Frosty | U- Toastie |
| K-Snowy | V- Wish |

- W-Holly
X -choc choc
Y -Icy
Z -Ice Ice



Spot the Difference

